

Fitting Guide & Measurement Charts

Different Lifestyles Need Different Levels of Support

Our socks, hosiery and specialty medical products are available in multiple levels of medically correct compression.



Gentle Compression

Great for everyday preventative support.
Safe for people with diabetes, too.

- Reduce leg fatigue and aches
- Prevent minor leg, ankle and foot swelling
- Protect your feet and lower legs



Anti-Embolism Compression

Recommended following surgery, when confined to a bed and for prolonged reclining.

- Improve circulation and valve function
- Relieve mild swelling in legs, ankle and feet
- Protect against deep vein thrombosis (DVT)
- Prevent blood clots



Moderate Compression

Ideal following surgery, during and after pregnancy and when traveling.

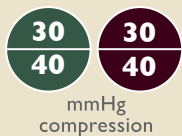
- Prevent swelling in legs, ankles and feet
- Alleviate early lower limb conditions
- Encourage circulatory wellness



Firm Compression

Recommended during and after pregnancy and following vein ligation procedures.

- Control mild edema
- Prevention of pooling of blood in the legs
- Arterial and venous insufficiencies
- Deep vein thrombosis (DVT) prevention



Extra Firm Compression

Typically used by physician recommendation.

- Control moderate to severe edema and varicosities — as well as superficial thrombophlebitis
- Prevent recurrence of venous ulcerations
- Protect against deep vein thrombosis (DVT)


Measuring For The Most Accurate Fit

TAKING MEASUREMENTS

Always measure the narrowest part of the ankle and the widest part of the calf, hips or thighs.



Use the handy Shape-to-Fit tape measure for easy, accurate measuring!



Fitting FAQ's

Fitting Questions?

Go to www.drcomfort.com/faq.pdf or call us at (800) 556-5572.

MEASUREMENT CHART for WOMEN'S COMFORT SHEER COLLECTION

Always measure the narrowest part of the ankle and the widest part of the calf, hips or thighs.

	S	M	L	XL	LXR	XLXR	
Sheer Lace							
Sheer Comfort							
Sheer Open-Toe							
Extra-Roomy Sheer Comfort							
	ANKLE Circumference (for KNEE HIGHS, THIGH HIGHS and PANTY HOSE)	7 – 8¼" (18 – 21cm)	8¾ – 9⅞" (21 – 25cm)	10 – 11¾" (25 – 29cm)	11½ – 13" (29 – 33cm)	10½ – 12" (27 – 31cm)	12½ – 15" (31 – 38cm)
	CALF Circumference (for KNEE HIGHS)	11 – 15" (28 – 38cm)	11⅞ – 16½" (30 – 42cm)	12½ – 18½" (32 – 46cm)	13¾ – 19¾" (34 – 50cm)	16 – 22" (40 – 56cm)	18 – 24" (46 – 61cm)
	THIGH Circumference (for THIGH HIGHS and PANTY HOSE)	15¾ – 24¾" (40 – 62cm)	18½ – 27½" (46 – 70cm)	21¼ – 30¾" (54 – 78cm)	23¾ – 32" (60 – 81cm)	–	N/A
	HIP Circumference (for PANTY HOSE)	28 – 45" (71 – 115cm)	30 – 50" (76 – 127cm)	33 – 54" (83 – 137cm)	40 – 65" (102 – 166cm)	–	N/A
	Shoe Size (use as a guide only)	W 5 – 7	7½ – 9½	10 – 12	12½ Plus	–	N/A

MEASUREMENT CHART for WOMEN'S MATERNITY PANTYHOSE COLLECTION

Always measure the narrowest part of the ankle and the widest part of the calf, hips or thighs.

	FOR CALF SLEEVES ONLY	S	M	L	XL	LXR	XLXR
Micro-fiber Maternity Pantyhose							
	ANKLE Circumference	7 – 8" (18 – 23cm)	8 – 9½" (21 – 26cm)	9½ – 11" (26 – 32cm)	11 – 12½" (29 – 33cm)	–	–
	CALF Circumference	10½ – 14½" (28 – 41cm)	11½ – 15½" (31 – 43cm)	12½ – 17" (34 – 47cm)	13½ – 18" (29 – 33cm)	–	–
	THIGH Circumference	16 – 22" (To 36cm)	17½ – 24" (To 39cm)	19½ – 26" (To 43cm)	22 – 28" (29 – 33cm)	–	–
	THIGH Length	To 29" (To 36cm)	To 30" (To 39cm)	To 31" (To 43cm)	To 32" (29 – 33cm)	–	–

MEASUREMENT CHART for WOMEN'S COMFORT & CASUAL COLLECTION

Always measure the narrowest part of the ankle and the widest part of the calf, hips or thighs.

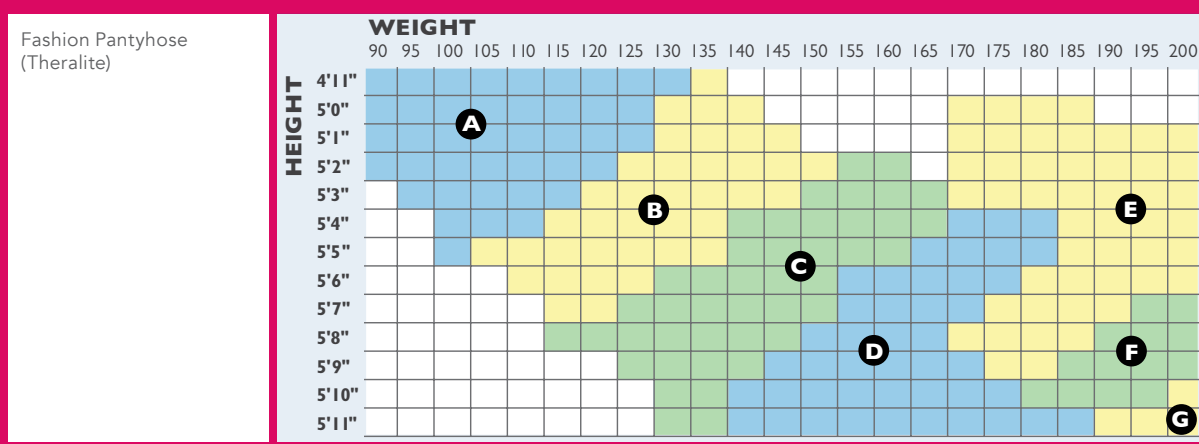
	S	M	L	XL	LXR	XLXR	
Tencel Casual							
Micro-nylon Casual							
Micro-nylon Fashion							
Cotton Casual							
Wool Casual							
Super Soft							
	ANKLE Circumference (for KNEE HIGHS, THIGH HIGHS and PANTY HOSE)	7 – 8¼" (18 – 21cm)	8¾ – 9⅞" (21 – 25cm)	10 – 11¾" (25 – 29cm)	11½ – 13" (29 – 33cm)	10½ – 12" (27 – 31cm)	12½ – 15" (31 – 38cm)
	CALF Circumference (for KNEE HIGHS)	11 – 15" (28 – 38cm)	11⅞ – 16½" (30 – 42cm)	12½ – 18½" (32 – 46cm)	13¾ – 19¾" (34 – 50cm)	16 – 22" (40 – 56cm)	18 – 24" (46 – 61cm)
	Shoe Size (use as a guide only)	W 5 – 7	7½ – 9½	10 – 12	12½ Plus	–	N/A
Therapeutic Trouser							
Patterned Trouser							
	Shoe Size (use as a guide only)	W 5 – 7	7½ – 9½	10 – 12	12½ Plus	–	N/A

MEASUREMENT CHART for WOMEN'S TRULY SHEER COLLECTION

Always measure the narrowest part of the ankle and the widest part of the calf, hips or thighs.

	S	M	L	XL	LXR	XLXR	
Fashion Knee High							
Fashion Thigh High							
	ANKLE Circumference (for KNEE HIGHS and THIGH HIGHS)	7 – 8" (18 – 23cm)	8 – 9½" (23 – 26cm)	9½ – 11" (26 – 32cm)	11 – 12½" (29 – 33cm)	–	–
	CALF Circumference (for KNEE HIGHS and THIGH HIGHS)	10½ – 14½" (28 – 41cm)	11½ – 15½" (31 – 43cm)	12½ – 17" (34 – 47cm)	13½ – 18" (29 – 33cm)	–	–
	CALF Length (for KNEE HIGHS)	To 16" (To 36cm)	To 17" (To 39cm)	To 18" (To 43cm)	To 19" (29 – 33cm)	–	–
	THIGH Circumference (for THIGH HIGHS)	16 – 22" (To 36cm)	17½ – 24" (To 39cm)	19½ – 26" (To 43cm)	22 – 28" (29 – 33cm)	–	–
	THIGH Length (for THIGH HIGHS)	To 29" (To 36cm)	To 30" (To 39cm)	To 31" (To 43cm)	To 32" (29 – 33cm)	–	–

MEASUREMENT CHART for WOMEN'S TRULY SHEER COLLECTION



MEASUREMENT CHART for WOMEN'S WHISPER THERAPEUTIC COLLECTION

Always measure the narrowest part of the ankle and the widest part of the calf, hips or thighs.

	S	M	L	XL	2X	3X	4X
Whisper Knee High Whisper Thigh High							
ANKLE Circumference (for KNEE HIGHS and THIGH HIGHS)	7 – 8" (18 – 23cm)	8 – 9½" (23 – 26cm)	9½ – 11" (26 – 32cm)	11 – 12½" (29 – 33cm)	12½ – 13½" (33 – 33cm)	13½ – 14½" (29 – 33cm)	15 – 18" (29 – 33cm)
CALF Circumference (for KNEE HIGHS and THIGH HIGHS)	10½ – 14½" (28 – 41cm)	11½ – 15½" (31 – 43cm)	12½ – 17" (34 – 47cm)	13½ – 18" (29 – 33cm)	14½ – 20" (29 – 33cm)	18½ – 23" (29 – 33cm)	17 – 24" (29 – 33cm)
CALF Length (for KNEE HIGHS)	To 16" (To 36cm)	To 17" (To 39cm)	To 18" (To 43cm)	To 19" (29 – 33cm)	To 19" (29 – 33cm)	To 19" (29 – 33cm)	To 19" (29 – 33cm)
THIGH Circumference (for THIGH HIGHS)	16 – 22" (To 36cm)	17½ – 24" (To 39cm)	19½ – 26" (To 43cm)	22 – 28" (29 – 33cm)	–	–	–
THIGH Length (for THIGH HIGHS)	To 29" (To 36cm)	To 30" (To 39cm)	To 31" (To 43cm)	To 32" (29 – 33cm)	–	–	–

MEASUREMENT CHART for MEN'S COMFORT COLLECTION

Always measure the narrowest part of the ankle and the widest part of the calf, hips or thighs.

	S	M	L	XL	LXR	XLXR
Cotton Dress Micro-nylon Dress Tencel Dress Wool Dress						
ANKLE Circumference (for KNEE HIGHS, THIGH HIGHS and PANTY HOSE)	7 – 8¼" (18 – 21cm)	8¾ – 9¾" (21 – 25cm)	10 – 11¾" (25 – 29cm)	11½ – 13" (29 – 33cm)	10½ – 12" (27 – 31cm)	12½ – 15" (31 – 38cm)
CALF Circumference (for KNEE HIGHS)	11 – 15" (28 – 38cm)	11¾ – 16½" (30 – 42cm)	12½ – 18½" (32 – 46cm)	13¾ – 19¾" (34 – 50cm)	16 – 22" (40 – 56cm)	18 – 24" (46 – 61cm)
Shoe Size (use as a guide only)	M 6 – 7½	8 – 10	10½ – 12½	13 Plus	–	–
Cotton Casual Exec. Striped Patterned Casual Lt. & Med. Support Dress						
Shoe Size (use as a guide only)	M 5 – 7	7½ – 10	10½ – 12	12½ – 14	–	–

MEASUREMENT CHART for UNISEX COMFORT COLLECTION

Always measure the narrowest part of the ankle and the widest part of the calf, hips or thighs.

	S	M	L	XL	LXR	XLXR
Open Toe Socks Diabetic Support Socks Sports Socks Sheer Thigh High Sheer Open-Toe Thigh High 30-40mmHg Ulcer Kit						
ANKLE Circumference (for KNEE HIGHS, THIGH HIGHS)	7 – 8¼" (18 – 21cm)	8¾ – 9¾" (21 – 25cm)	10 – 11¾" (25 – 29cm)	11½ – 13" (29 – 33cm)	–	–
CALF Circumference (for KNEE HIGHS)	11 – 15" (28 – 38cm)	11¾ – 16½" (30 – 42cm)	12½ – 18½" (32 – 46cm)	13¾ – 19¾" (34 – 50cm)	–	–
THIGH Circumference (for THIGH HIGHS)	15¾ – 24¾" (40 – 62cm)	18½ – 27½" (46 – 70cm)	21¼ – 30¾" (54 – 78cm)	23¾ – 32" (60 – 81cm)	–	–
Shoe Size (use as a guide only)	M 6 – 7½ W 5 – 7	8 – 10 7½ – 9½	10½ – 12½ 10 – 12	13 Plus 12½ Plus	–	–
Graduated Calf Sleeve						
ANKLE Circumference (for CALF SLEEVE)	7 – 9" (18 – 21cm)	9½ – 10½" (21 – 25cm)	10¼ – 12½" (25 – 29cm)	–	10½ – 12" (27 – 31cm)	12½ – 15" (31 – 38cm)
CALF Circumference (for CALF SLEEVE)	11 – 16" (28 – 38cm)	12½ – 17" (30 – 42cm)	13 – 18½" (32 – 46cm)	–	16 – 22" (40 – 56cm)	18 – 24" (46 – 61cm)
Calf Length (for CALF SLEEVE)	To 14"	To 15½"	To 17"	–	To 17"	To 19"

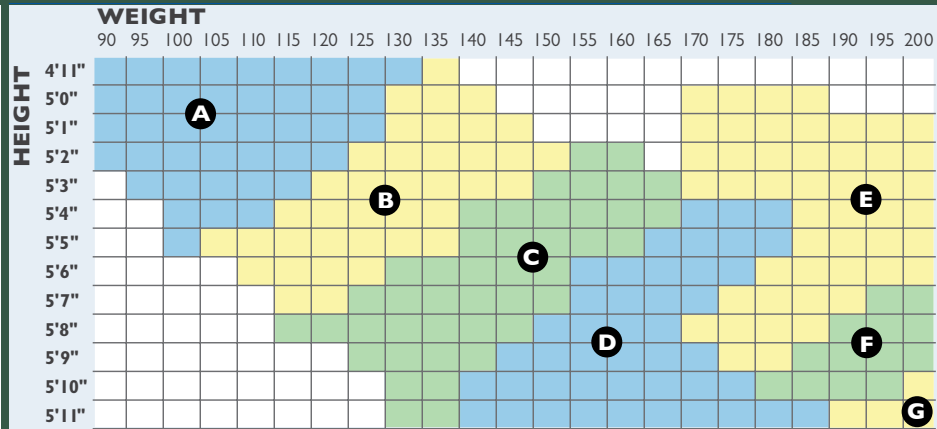
MEASUREMENT CHART for MEDICAL SURGICAL & MICROFIBER MEDICAL COLLECTION

Always measure the narrowest part of the ankle and the widest part of the calf, hips or thighs.

	S	M	L	XL	2X	3X	4X
Medical Knee High Medical Thigh High Microfiber Med. Knee High Microfiber Med. Thigh High							
ANKLE Circumference (for KNEE HIGHS and THIGH HIGHS)	7 – 8" (18 – 23cm)	8 – 9½" (23 – 26cm)	9½ – 11" (26 – 32cm)	11 – 12½" (29 – 33cm)	12½ – 13½" (33 – 33cm)	13½ – 14½" (29 – 33cm)	15 – 18" (29 – 33cm)
CALF Circumference (for KNEE HIGHS and THIGH HIGHS)	10½ – 14½" (28 – 41cm)	11½ – 15½" (31 – 43cm)	12½ – 17" (34 – 47cm)	13½ – 18" (29 – 33cm)	14½ – 20" (29 – 33cm)	18½ – 23" (29 – 33cm)	17 – 24" (29 – 33cm)
CALF Length (for KNEE HIGHS)	To 16" (To 36cm)	To 17" (To 39cm)	To 18" (To 43cm)	To 19" (29 – 33cm)	To 19" (29 – 33cm)	To 19" (29 – 33cm)	To 19" (29 – 33cm)
THIGH Circumference (for THIGH HIGHS)	16 – 22" (To 36cm)	17½ – 24" (To 39cm)	19½ – 26" (To 43cm)	22 – 28" (29 – 33cm)	–	–	–
THIGH Length (for THIGH HIGHS)	To 29" (To 36cm)	To 30" (To 39cm)	To 31" (To 43cm)	To 32" (29 – 33cm)	–	–	–

MEASUREMENT CHART for WOMEN'S MICROFIBER MEDICAL PANTYHOSE

Microfiber Medical
Pantyhose



MEASUREMENT CHART for ANTI-EMBOLISM COLLECTION

Always measure the narrowest part of the ankle and the widest part of the calf, hips or thighs.

Anti-Embolism Knee High
Anti-Embolism Thigh High

		S	M	L	XL	2X	3X
ANKLE Circumference (for KNEE HIGHS and THIGH HIGHS)		7 – 7¾" (18 – 20cm)	8 – 8¾" (21 – 22cm)	9 – 9¾" (23 – 25cm)	10 – 10¾" (25 – 27cm)	11 – 12" (28 – 31cm)	12 – 13½" (31 – 34cm)
CALF Circumference (for KNEE HIGHS and THIGH HIGHS)		To 12½" (To 32cm)	12½ – 14½" (32 – 37cm)	14½ – 16½" (37 – 42cm)	16½ – 18½" (42 – 47cm)	18½ – 20½" (47 – 52cm)	20½ – 22½" (52 – 57cm)
THIGH Circumference (for THIGH HIGHS)		To 12½" (To 32cm)	12½ – 14½" (32 – 37cm)	14½ – 16½" (37 – 42cm)	16½ – 18½" (42 – 47cm)	18½ – 20½" (47 – 52cm)	20½ – 22½" (52 – 57cm)
CALF Length (for KNEE HIGHS)	short	12 – 14" (31 – 36cm)	13 – 15" (33 – 36cm)	14 – 16" (36 – 41cm)	14 – 16" (36 – 41cm)	15 – 17" (38 – 43cm)	15 – 17" (38 – 43cm)
	regular	14 – 16" (36 – 41cm)	15 – 17" (38 – 43cm)	16 – 18" (41 – 46cm)	16 – 18" (41 – 46cm)	17 – 19" (43 – 48cm)	17 – 19" (43 – 48cm)
	long	16 – 18" (41 – 46cm)	17 – 19" (43 – 48cm)	18 – 20" (46 – 51cm)	18 – 20" (46 – 51cm)	19 – 21" (48 – 53cm)	19 – 21" (48 – 53cm)
THIGH Length (for THIGH HIGHS)	short	27 – 29" (31 – 36cm)	27 – 29" (33 – 36cm)	27 – 29" (36 – 41cm)	27 – 29" (36 – 41cm)	27 – 29" (38 – 43cm)	27 – 29" (38 – 43cm)
	regular	29 – 31" (36 – 41cm)	29 – 31" (38 – 43cm)	29 – 31" (41 – 46cm)	29 – 31" (41 – 46cm)	29 – 31" (43 – 48cm)	29 – 31" (43 – 48cm)
	long	31 – 33" (41 – 46cm)	31 – 33" (43 – 48cm)	31 – 33" (46 – 51cm)	31 – 33" (46 – 51cm)	31 – 33" (48 – 53cm)	31 – 33" (48 – 53cm)

MEASUREMENT CHART for MASTECTOMY ARMSLEEVE

Always measure the narrowest part of the ankle and the widest part of the calf, hips or thighs.

Mastectomy Armsleeve

	S	M	L	XL
ARMPIT Circumference	10½ – 12" (18 – 21cm)	12 – 13¾" (21 – 25cm)	13¾ – 15¾" (25 – 29cm)	15¾ – 17¾" (29 – 33cm)
ELBOW Circumference	9¼ – 10¾" (28 – 38cm)	10¾ – 12¼" (30 – 42cm)	12¼ – 14" (32 – 46cm)	14 – 16½" (34 – 50cm)
WRIST Circumference	5¾ – 6¾" (40 – 62cm)	6¾ – 7¾" (46 – 70cm)	7¾ – 8¾" (54 – 78cm)	8¾ – 10¼" (60 – 81cm)

MEASUREMENT CHART for MEN'S & WOMEN'S DIABETIC COMFORT SOCKS COLLECTION

Always measure the narrowest part of the ankle and the widest part of the calf, hips or thighs.

Crew Length
Ankle Length
No Show
Over the Calf
Merry Jane
Transmet
Extra Roomy Crew

		XS	S	M	L	XL
Shoe Size (for CREW, ANKLE, NO SHOW, OVER THE CALF)	M	4 – 6	6½ – 8	8½ – 10	10½ – 12	12 – 15
	W	4 – 7	7½ – 9	9½ – 11	11½ – 13	13 Plus
Shoe Size (for MERRY JANE)	W	–	5 – 7	7½ – 9½	10 – 13	–
Shoe Size (for TRANSMET)	M	–	5 – 7½	8½ – 10½	11 – 14	–
	W	–	6 – 8½	9½ – 11½	12 Plus	–
Shoe Size (for EXTRA ROOMY CREW)	M	–	5 – 8	8½ – 11½	12 – 15	–
	W	–	6 – 9	9½ – 12½	13 Plus	–